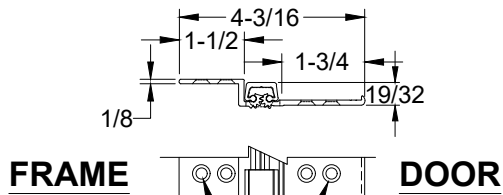
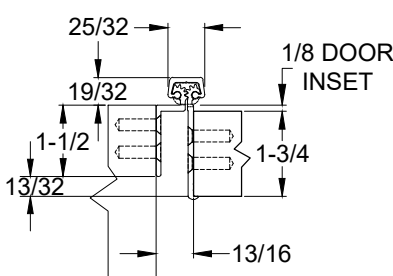


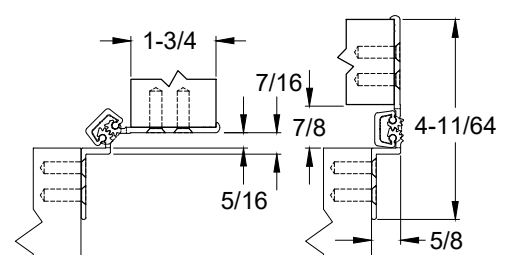
# A135 - ALUMINUM GEARED HINGE, 1/8" INSET, FULL CONCEALED



**FRAME** **DOOR**

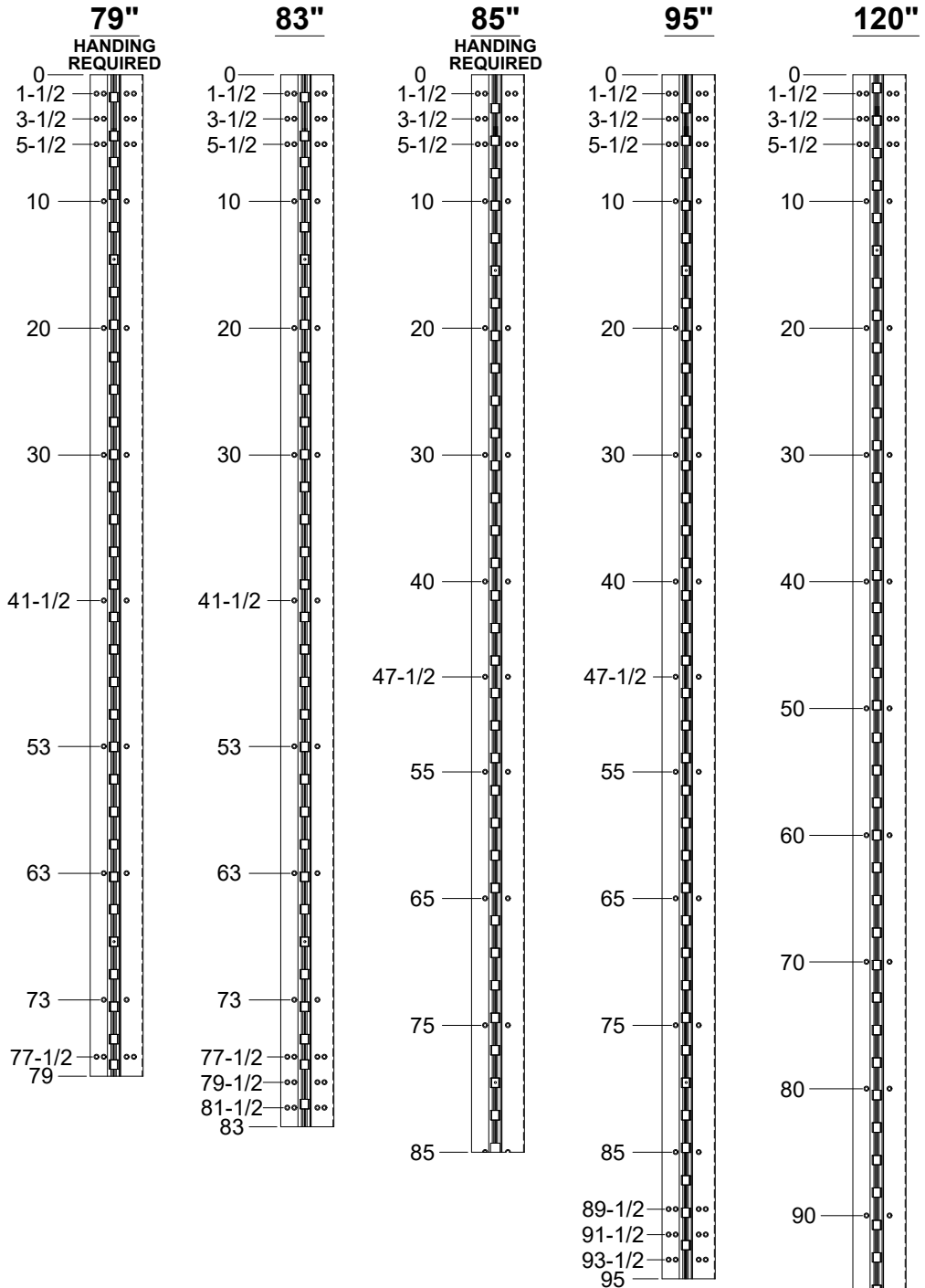


**CLOSED POSITION**



**90° OPENING**

**180° OPENING**



- NOTES:**
- HINGES CUT TO CUSTOM LENGTH ARE CUT FROM THE BOTTOM. PLEASE SPECIFY HANDING.
  - ALL DIMENSIONS ARE IN INCHES.
  - ALL DIMENSIONS ARE TO CENTERLINE OF HOLES.

## STANDARD HINGE SIZES & SCREW DETAIL

NOMINAL DOOR HEIGHT	6'8"	7'0"	7'2"	8'0"	10'0"
ACTUAL HINGE LENGTH	79"	83"	85"	95"	120"
FRAME	12-24 x 3/4" PHILLIPS FLAT HEAD, UNDERCUT, SELF DRILLING, THREAD FORMING TEK MACHINE SCREW				
DOOR	12-24 X 3/4" PH. F.H. UNDERCUT SELF DRILLING THREAD FORMING TEK SCREW				
	15	19	14	21	23



www.abhmfg.com  
 E-mail: abhinfo@abhmfg.com  
 Architectural Builders Hardware Mfg., Inc.  
 1222 Ardmore Ave., Itasca, IL 60143  
 630.875.9900; FAX 800.9FAXABH (932.9224)

© 2021 ABH Mfg., Inc.  
 printed in USA

**A135**  
**ALUMINUM GEARED HINGE**

A135-ALUMINUM GEARED HINGE-00.DWG