


ORDER FORM

Order Date:
Customer Name:
Customer P.O. Number:
Quantity:



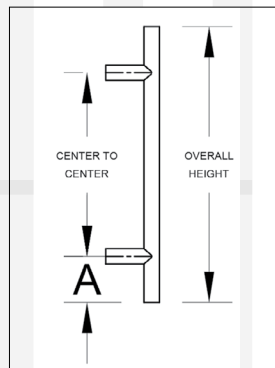
MODEL#: AB3320 (1" dia.) AB3321 (1¼" dia.) AB3322 dia. (1½" dia.)

STANDARD

Option 1

Equal Distance
between Standoff's
and ends

- Standard*
- 12"- 36" (2 Standoff's) A=3"
 - 37"- 72" (2 Standoff's) A=6"
 - 73"- 120" (3 Standoff's) A=3"
- (Third Standoff Centered in Height)



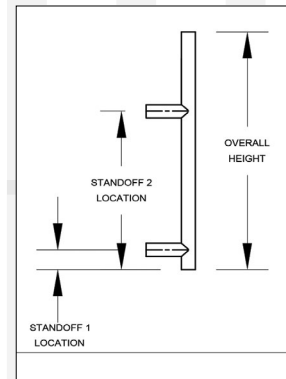
Center to Center:

End of pull to Center of Standoff: Standard*

CUSTOM

Option 2

Unequal Distance
between Standoff's
and ends



Overall Height:

Other

- Option 2 ONLY:**
- Bottom of Pull to Center of Bottom Standoff:
 - Bottom of Pull to Center of Top Standoff:

(Fill in above for Option 2 Only)

Standoff Length: 1¼" **Standard** 2½" Custom

Door Type: Glass Wood Metal

Door Thickness: ½" Glass 1¼" 2¼" Other

Finish: US32D US32 US3 US4 US9 US10 US10B

 BLACK POWDER WHITE POWDER OTHER

Mounting Type - Single Side: Thru Bolt 1HD Decorative Thru Bolt 12HD Glass Door Thru Bolt 15HD Concealed 6HD Concealed 8HD
(Choose Single or Back-to-Back) Back-to-Back: Type 5HD Type 13HD

Engraving Type (optional): Push Pull Push/Pull (Back-to-Back)

(Signature)