

Straight Round End Pull Handle

AB3320, AB3321, AB3322

Models :

- AB3320 - 1.00" Diameter
- AB3321 - 1.25" Diameter
- AB3322 - 1.50" Diameter

Length Options:

- 12" - 120" Lengths Available
- MP - Mid Post Req. starting at 73" - 120"

Finishes:

- US3, US32, US32D, US4, US9, US10, US10B
- Black Powder
- White Powder
- * Custom Powder Coating Available

Mounting Options:

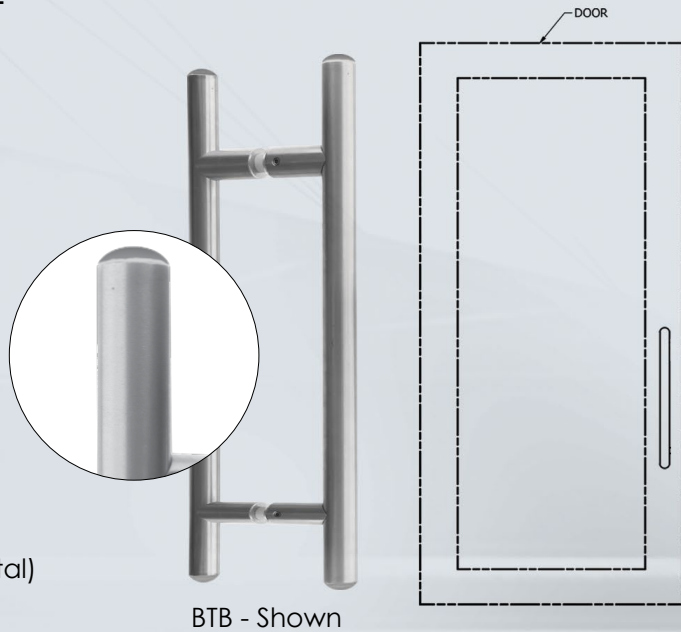
- BTB - Back-to-Back Heavy Duty (Wood or Metal)
 - Heavy Duty (Glass)
- S - Single Slide Mounting
 - Thru Bolt Heavy Duty (Wood or Metal)
 - Decorative Thru Bolt Heavy Duty (Glass)
 - Surface Concealed Heavy Duty (Metal)

Engraving Options:

- BTB - Push/Pull
- Push
- Pull
- Single Side Only
 - Push
 - Pull

Door Options:

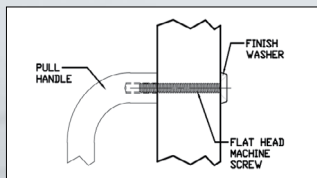
- Glass, Wood, or Metal
- Door Thickness
 - 1/2"
 - 1-3/4"
 - 2-1/4"
- * Custom Door Thickness Available



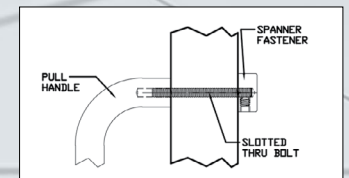
BTB - Shown

Mounting Options: Go to www.abhmfg.com for more mounting information.

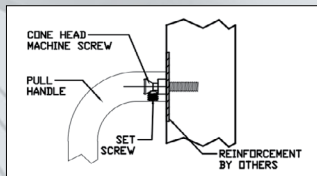
Thru Bolt - Type 1HD



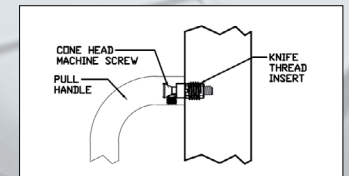
Thru Bolt - Type 12HD



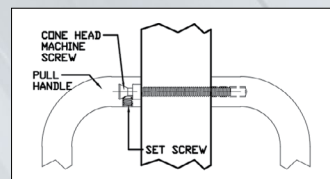
Concealed - Type 6HD



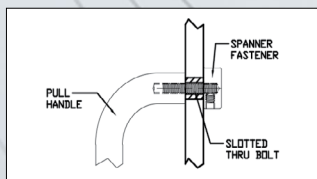
Concealed - Type 8HD



Back-to-Back - Type 5HD



Glass Door Thru Bolt Type 15HD



Glass Door Back-to-Back Type 13HD

