


### ORDER FORM

Order Date:  
 Customer Name:  
 Customer P.O. Number:  
 Quantity:

MODEL#:      AB3300 (1" dia.)                  AB3301 (1¼" dia.)                  AB3302 dia. (1½" dia.)

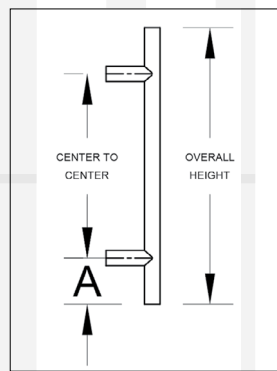


#### STANDARD

##### Option 1

Equal Distance between Standoff's and ends

- Standard\*
- 12"- 36" (2 Standoff's) A=3"
  - 37"- 72" (2 Standoff's) A=6"
  - 73"- 120" (3 Standoff's) A=3" (Third Standoff Centered in Height)



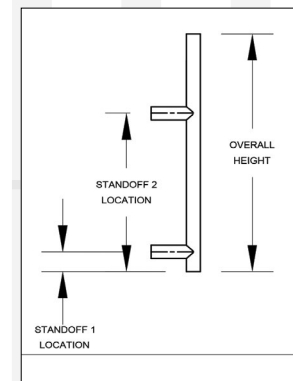
Center to Center:

End of pull to Center of Standoff:      Standard\*

##### Option 2

Unequal Distance between Standoff's and ends

#### CUSTOM



Overall Height:

Other

- Option 2 ONLY:**
- Bottom of Pull to Center of Bottom Standoff:
  - Bottom of Pull to Center of Top Standoff:

(Fill in above for Option 2 Only)

Standoff Length:      1¼" Standard      2½"      Custom

Door Type:      Glass      Wood      Metal

Door Thickness:      ½" Glass      1¼"      2¼"      Other

Finish:      US32D      US32      US3      US4      US9      US10      US10B

BLACK POWDER      WHITE POWDER      OTHER

Mounting Type -      Single Side:      Thru Bolt 1HD      Decorative Thru Bolt 12HD      Glass Door Thru Bolt 15HD      Concealed 6HD      Concealed 8HD

(Choose Single or Back-to-Back)      Back-to-Back:      Type 5HD      Type 13HD

Engraving Type (optional):      Push      Pull      Push/Pull (Back-to-Back)

(Signature)