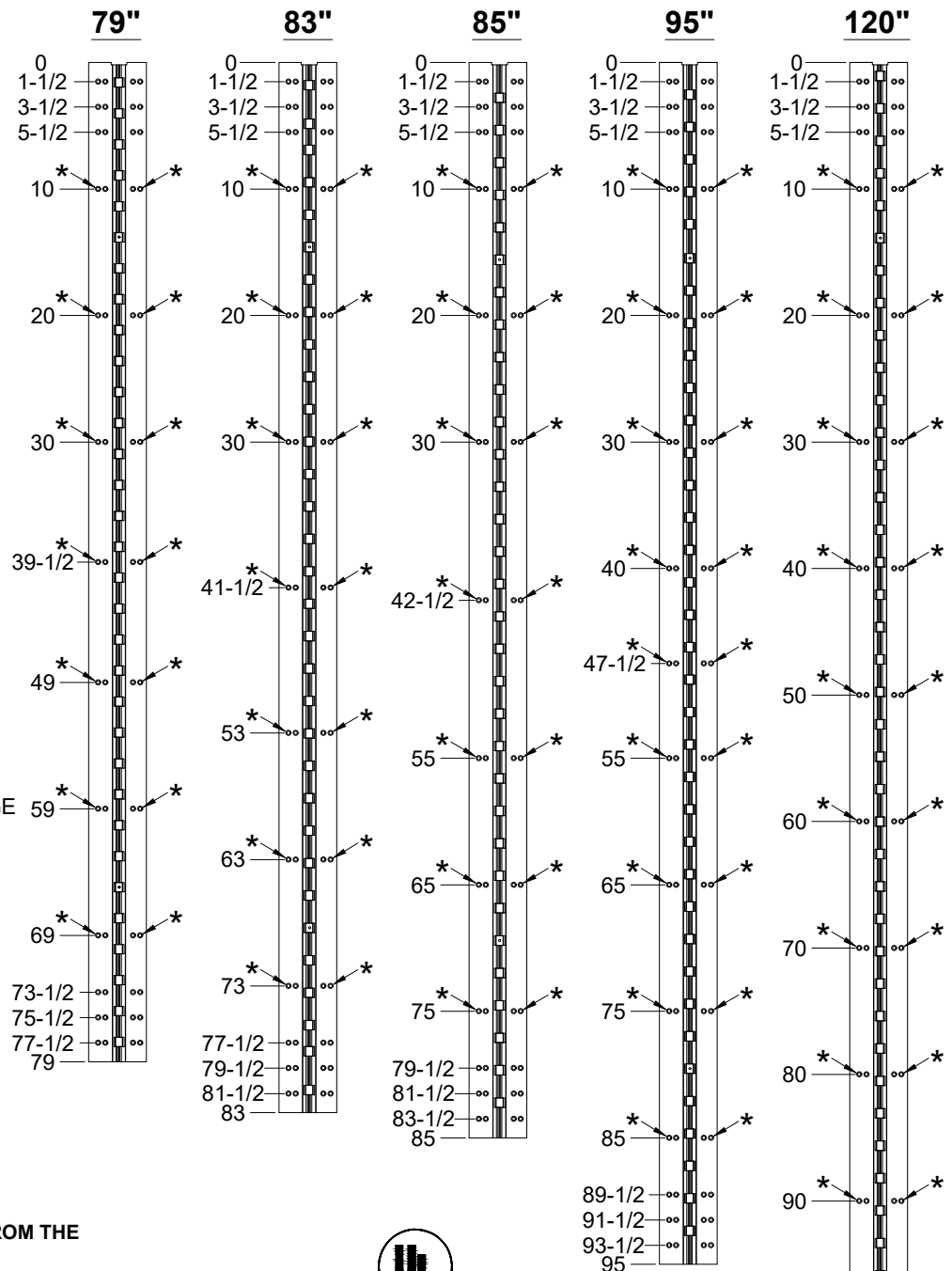
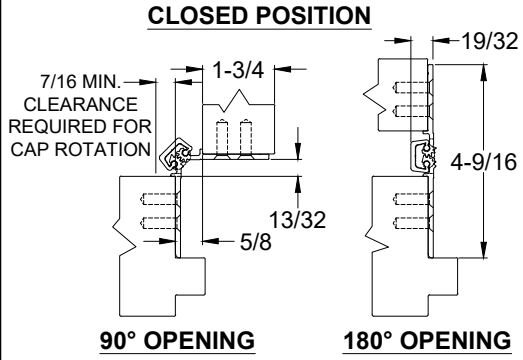
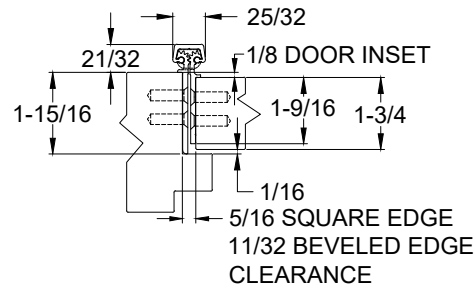
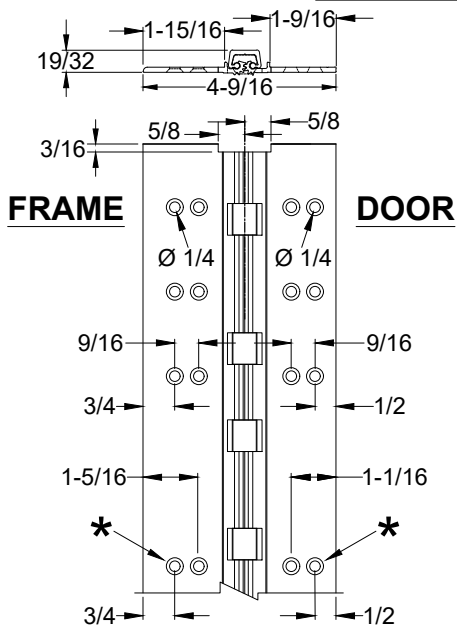


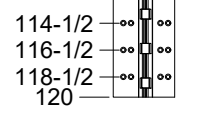
A111HD / A111LL - LR OPTION, ALUMINUM GEARED HINGE, 1/8" INSET, FULL CONCEALED
WITH CUT-OUT FOR SCHOOL CAP LIGATURE RESISTANT BEARING



- NOTES:**
1. HINGES CUT TO CUSTOM LENGTH ARE CUT FROM THE BOTTOM. PLEASE SPECIFY HANDING.
 2. ALL DIMENSIONS ARE IN INCHES.
 3. ALL DIMENSIONS ARE TO CENTERLINE OF HOLES.
 4. * = DENOTES EXTRA MOUNTING HOLE FOR THE LEAD-LINE MODEL.

STANDARD HINGE SIZES & SCREW DETAIL

NOMINAL DOOR HEIGHT		6'8"		7'0"		7'2"		8'0"		10'0"	
ACTUAL HINGE LENGTH		79"		83"		85"		95"		120"	
		HD	LL	HD	LL	HD	LL	HD	LL	HD	LL
FRAME	12-24 x 3/4" PHILLIPS FLAT HEAD, UNDERCUT, SELF DRILLING, THREAD FORMING TEK MACHINE SCREW	19	26	19	26	19	26	21	30	23	34
DOOR	12-24 X 3/4" PH. F.H. UNDERCUT SELF DRILLING THREAD FORMING TEK SCREW	19	26	19	26	19	26	21	30	23	34



www.abhmf.com
 E-mail: abhinfo@abhmf.com
 Architectural Builders Hardware Mfg., Inc.
 1222 Ardmore Ave., Itasca, IL 60143
 630.875.9900; FAX 800.9FAXABH (932.9224)

A111-LR OPTION, ALUMINUM GEARED HINGE-01.DWG
A111-LR OPTION
ALUMINUM GEARED HINGE
 W/CUT-OUT FOR SCHOOL LIGATURE RESISTANT BEARING
 © 2019 ABH Mfg., Inc.
 printed in USA
 PAGE 1 OF 1
 REVISED 2-18-21