



# CLEAN COPPER COPPER ADHESIVE COUNTERTOP SET



**SMALL 12" X 20"**  
(2) EACH

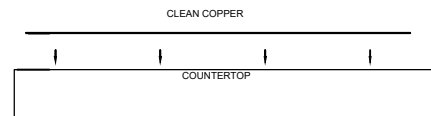


**MEDIUM 11" X 26"**  
(2) EACH



**LARGE 15" X 26"**  
(2) EACH

## INSTALLATION:



1. IF NECESSARY, CUT COPPER ADHESIVE TO FIT THE COUNTERTOP SURFACE.
2. LINE UP THE APPROXIMATE CENTER OF THE COPPER ADHESIVE WITH THE APPROXIMATE CENTER OF THE COUNTERTOP. PULL BACK THE PAPER BACKING AND PRESS TO ADHERE.
3. PRESS FIRMLY TO ADHERE THE ADHESIVE TO THE PRODUCT PROPERLY

## NOTES

1. **ALL ADHESIVE TO BE CUT TO SIZE TO FIT THE ACTUAL ITEM**
2. Clean Copper surfaces should be cleaned and sanitized regularly according to standard practices, just like other surfaces.
3. Clean Copper Surfaces may be subject to recontamination and the level of active bacteria at any particular time will depend on the frequency and timing of recontamination and cleanliness of the surface (among other factors)
4. Clean Copper surfaces must **NOT** be waxed, painted, lacquered, varnished or otherwise coated
5. Routine cleaning to remove dirt and filth is necessary for good hygiene and to ensure the effective performance of the copper alloy surface. Cleaning agents typically used for traditional touch surfaces are permissible and should be used in accordance with the product label. The appropriate cleaning agent depends on the type of soiling and the measure of sanitization required. Normal tarnishing or wear of Copper surfaces will not impair the effectiveness of the product as the property is inherent to the bulk materials.
6. These products are not approved for use in any form that has direct food contact or as food packaging.
7. Clean Copper surfaces may be used in hospitals, other healthcare facilities, and various public, commercial, and residential buildings for approved non-food contact surfaces. Surfaces that may be exposed to outdoor environmental conditions (ex. handrails, shopping carts, and ATM machines) are not representative of indoor laboratory conditions, and therefore, may impart reduced efficacy if not cleaned when visibly soiled.

No claims, representations or warranties, whether expressed or implied, are made by ABH as to the safety, reliability, durability and performance of the Anti-Microbial Copper Adhesive. ABH accepts no liability whatsoever for the safety, reliability, durability and performance of the product.



www.abhmfg.com  
E-mail: abhinfo@abhmfg.com  
Architectural Builders Hardware Mfg., Inc.  
1222 Ardmore Ave., Itasca, IL 60143  
630.875.9900; FAX 800.9FAXABH (932.9224)

ANTI-MICROBIAL ADHESIVE FILM- EXIT DEVICES.DWG

ANTIMICROBIAL ADHESIVE  
FILM-COUNTERTOP SET

© 2020 ABH Mfg., Inc.  
printed in USA

PAGE 1 OF 1  
ISSUED 5-13-20