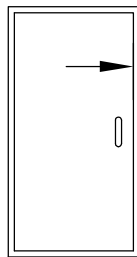


STAINLESS STEEL EDGE GUARD, LOCK-SIDE - CLEARANCE CHART

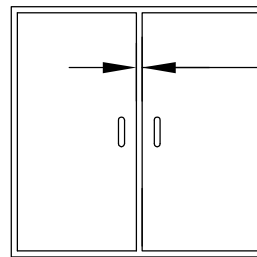
B=BEVEL EDGE R=RADIUS EDGE S=SQUARE M=MORTISE O=OVERLAPPING

STANDARD APPLICATION - WITHOUT OPTIONAL "AS" ADJUSTABLE STUDS			
MODEL	EDGE GUARD LOCK-SIDE CLEARANCE "A"	TOTAL LOCK-SIDE UNDER-SIZING FOR SINGLE DOOR	TOTAL LOCK-SIDE UNDER-SIZING FOR PAIR OF DOORS (WITH BOTH DOORS USING EDGE GUARDS)
A528B or A528BM	1/16"	3/16"	1/4"
A528S or A528SM	1/16"	3/16"	1/4"
A528BO or A528SO	1/16"	3/16"	1/4"
A538B or A538BM	1/16"	3/16"	1/4"
A538S or A538SM	1/16"	3/16"	1/4"
A538R or A538RM	1/16"	3/16"	1/4"
A538BO or A538SO	1/16"	3/16"	1/4"
A538RO	1/16"	3/16"	1/4"
A548B or A548BM	1/16"	----	1/4"*
A548S or A548SM	1/16"	----	1/4"*

* WHEN THE A548 IS USED ON A PAIR OF DOORS AND THE OPPOSITE DOOR DOES NOT HAVE AN EDGE GUARD, THE **TOTAL UNDER-SIZING FOR THE PAIR OF DOORS** WOULD BE **3/16"**



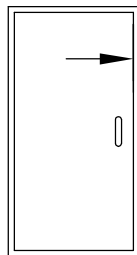
1/8" STANDARD + "A"



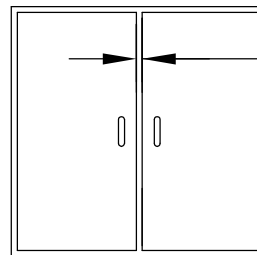
1/8" STANDARD + "A" + "A"

ADJUSTABLE APPLICATION - WITH OPTIONAL "AS" ADJUSTABLE STUDS			
MODEL	CLEARANCE (A)	TOTAL UNDER-SIZING FOR SINGLE DOOR	TOTAL UNDER-SIZING FOR PAIR OF DOORS
A538B	1/16"	5/16"	1/2"
A538S	1/16"	5/16"	1/2"
A538BO or A538SO	1/16"	5/16"	1/2"
A548B	1/16"	----	1/2" WITH A538
A548S	1/16"	----	1/2" WITH A538

WHEN THE A548 IS USED ON A PAIR OF DOORS AND THE OPPOSITE DOOR DOES NOT HAVE AN EDGE GUARD, THE **TOTAL UNDER-SIZING FOR THE PAIR OF DOORS** WOULD BE **5/16"**




1/8" STANDARD + 1/8" ADJUSTABLE STUDS + "A"



1/8" STANDARD

Proper door reinforcement is required for adjustable feature.



® www.abhmfg.com

E-mail: abhinfo@abhmfg.com

Architectural Builders Hardware Mfg., Inc.

1222 Ardmore Ave., Itasca, IL 60143

630.875.9900; FAX 800.9FAXABH (932.9224)

STAINLESS STEEL EDGE GUARD
CLEARANCE CHART

© 2015 ABH Mfg., Inc.
printed in USA

REVISED 08-04-15

SS EG CLEARANCE CHART-01.DWG