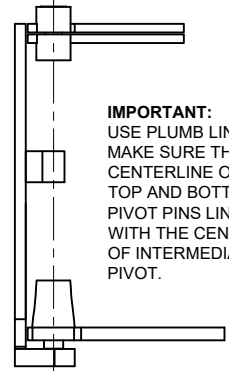
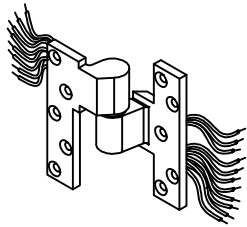
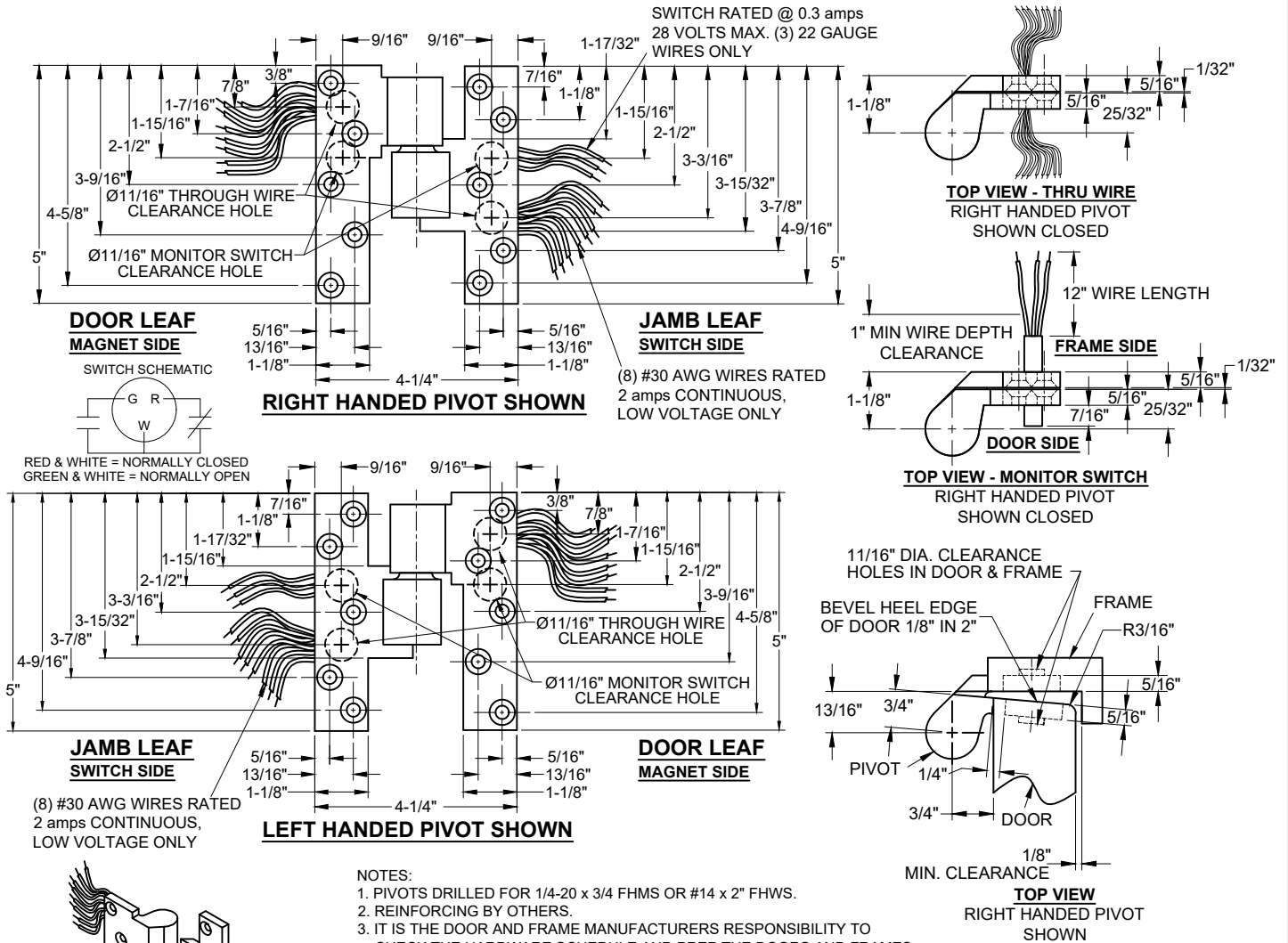


CME019 ELECTRIFIED INTERMEDIATE PIVOT, 3/4" OFFSET, HANDED



DOOR AND FRAME PREPARATION

- PREPARE DOOR & FRAME PER DRAWING ABOVE.
- THROUGH WIRE TYPE PIVOTS ARE NON-LOAD BEARING AND MUST BE MOUNTED IN THE CENTER PIVOT POSITION ONLY.
- DO NOT ATTEMPT TO DISASSEMBLE THE PIVOT, IT MUST BE INSTALLED ASSEMBLED. IF PIVOT IS DISASSEMBLED, MANUFACTURER'S WARRANTY WILL BE VOID.
- WIRE CLEARANCE HOLES MUST BE FREE OF BURRS AND SHARP EDGES. CHECK TO MAKE SURE THAT PIVOT FITS FREELY IN PREP TO AVOID DAMAGE AND/OR SHORTENED LIFE.
- DO NOT FORCE PIVOT INTO PREP HOLES.

INSTALLATION

- HANG THE DOOR ON THE TOP AND BOTTOM PIVOTS FIRST. (NOTE: THESE ARE NON-ELECTRICAL PIVOTS).
- ATTACH WIRES IN ACCORDANCE WITH PROJECT WIRING DIAGRAMS.
- OPEN DOOR TO 90° OR MORE FOR ACCESS TO JAMB PREPS.
- EXTRACT INTERIOR WIRING THROUGH THE PREP HOLES FROM THE DOOR AND JAMB.
- TERMINATE WIRE CONNECTIONS WITH APPROPRIATE CRIMP SPLICES OR WIRE NUTS. NOTE: IT IS HELPFUL TO STAGGER TERMINATIONS. THIS ALLOWS FOR EASY INSERTION OF WIRES THROUGH PREP HOLES.
- DO NOT HANG PIVOT BY WIRES DURING INSTALLATION OR SERIOUS DAMAGE COULD OCCUR.**
- INSULATE ALL ENDS OF UNUSED WIRES.
- AFTER ALL TERMINATIONS ARE COMPLETED, CAREFULLY SLIDE WIRES THROUGH PREP HOLE MAKING SURE THAT WIRES ARE PLACED SO THEY WILL NOT BE CUT OR PINCHED AS PIVOT IS INSTALLED.

Disclaimer: This template is to be used for installation, as shown, of said product and is not suitable for every application method. Custom applications, where door sizes, weights and conflicting hardware are a factor, need to be addressed with ABH and proper instructions provided. ABH is not liable for failure or performance of the product due to improper installation methods and/or use. Improper use and/or installation of this product will void the standard warranty.



www.abhmfg.com
E-mail: abhinfo@abhmfg.com
Architectural Builders Hardware Mfg., Inc.
1222 Ardmore Ave., Itasca, IL 60143
630.875.9900; FAX 800.9FAXABH (932.9224)

CME019-02.DWG
CME019
PAGE 1 OF 1
REVISED 10-21-20
© 2018 ABH Mfg., Inc.
printed in USA