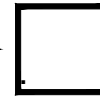


POWER TRANSFER PREP ORDER FORM

CUSTOMER NAME: _____ DATE: _____ P.O.#: _____
 CUSTOMER CONTACT: _____ S.O.#: _____
 HINGE MODEL: _____ FINISH: _____ QUANTITY: _____



**STAINLESS STEEL
PIN & BARREL HINGE**

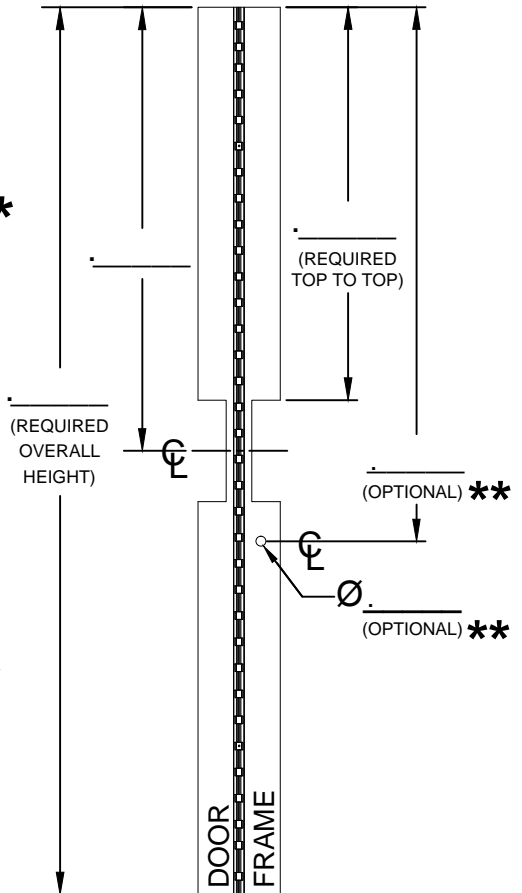
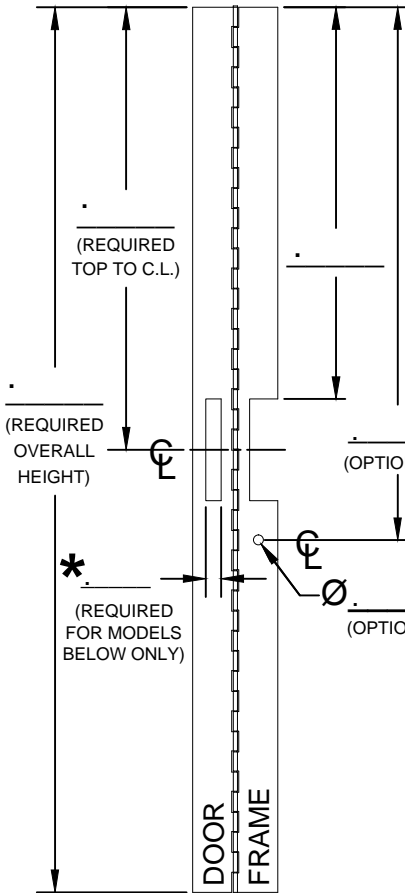


**ALUMINUM
GEARED HINGE**

CHOOSE A BOX FIRST

HANDING:

- LH or RHR RH or LHR NON-HANDED



POWER TRANSFER MODEL USED:

- ABH PT105 / PTR105 (11.50") **
- ABH PT180 / PTR180 (20.25") **
- ABH PT200 / PT1000 (9.125")
- VONDUPRIN EPT2 / EPT10 (9.125")
- SECURITRON EPT / EPTSC (12.77") **
- SECURITRON EPTL (21.43") **
- SECURITRON CEPT (9.125")
- DORMA ES105 (11.625") **
- PRECISION EPT-5 (11.50") **
- ADAMS RITE 4612-1 (12.781") **
- ADAMS RITE 4612-2 (21.453") **
- OTHER - PLEASE PROVIDE TEMPLATE _____

**** FRAME LEAF HOLE AVAILABLE. PLEASE SPECIFY LOCATION AND DIAMETER ON DRAWING. HINGES FOR ALL THESE PT MODELS WILL BE PREPPED WITH RECTANGULAR CUT-OUTS ON BOTH SIDES AS A STANDARD, UNLESS OTHERWISE NOTED.**

**STANDARD PT PREP LOCATIONS
(TOP OF HINGE TO C/L OF PREP)**

- 39-3/8" FOR 6'8" NOMINAL DOORS
- 41-9/16" FOR 7'0" NOMINAL DOORS
- 42-1/2" FOR 7'2" NOMINAL DOORS
- 47-1/2" FOR 8'0" NOMINAL DOORS
- 59-3/8" FOR 10'0" NOMINAL DOORS
- OTHER - SPECIFY DIMENSION FROM TOP OF THE HINGE TO THE C/L OF THE PREP _____

*** RECTANGULAR CUTOUT AS SHOWN IS ONLY STANDARD ON DOOR SIDE OF MODELS DUE TO DOOR EDGE WRAP. ALL OTHER MODELS ARE CUT OUT COMPLETELY TO EDGE AS SHOWN ABOVE ON FRAME SIDE, FOR EXAMPLE.**

- A505 ● A506 ● A510
- A511 ● A515 ● A526
- A529 ● A5505 ● A5515



www.abhmfg.com
 E-mail: abhinfo@abhmfg.com
 Architectural Builders Hardware Mfg., Inc.
 1222 Ardmore Ave., Itasca, IL 60143
 630.875.9900; FAX 800.9FAXABH (932.9224)

ABH POWER TRANSFER ORDER FORM
 ORDER FORM
 PAGE 1 OF 1
 REVISED 01-27-17

©2017 ABH Mfg., Inc.
 printed in USA

ABH POWER TRANSFER ORDER FORM-04.DWG