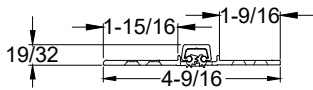
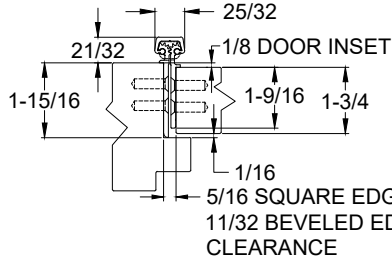
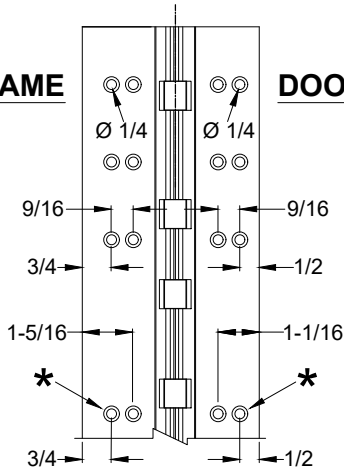


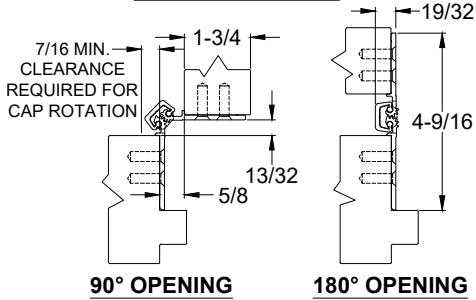
# A111HD / A111LL - ALUMINUM GEARED HINGE, 1/8" INSET, FULL CONCEALED



**FRAME** **DOOR**



**CLOSED POSITION**

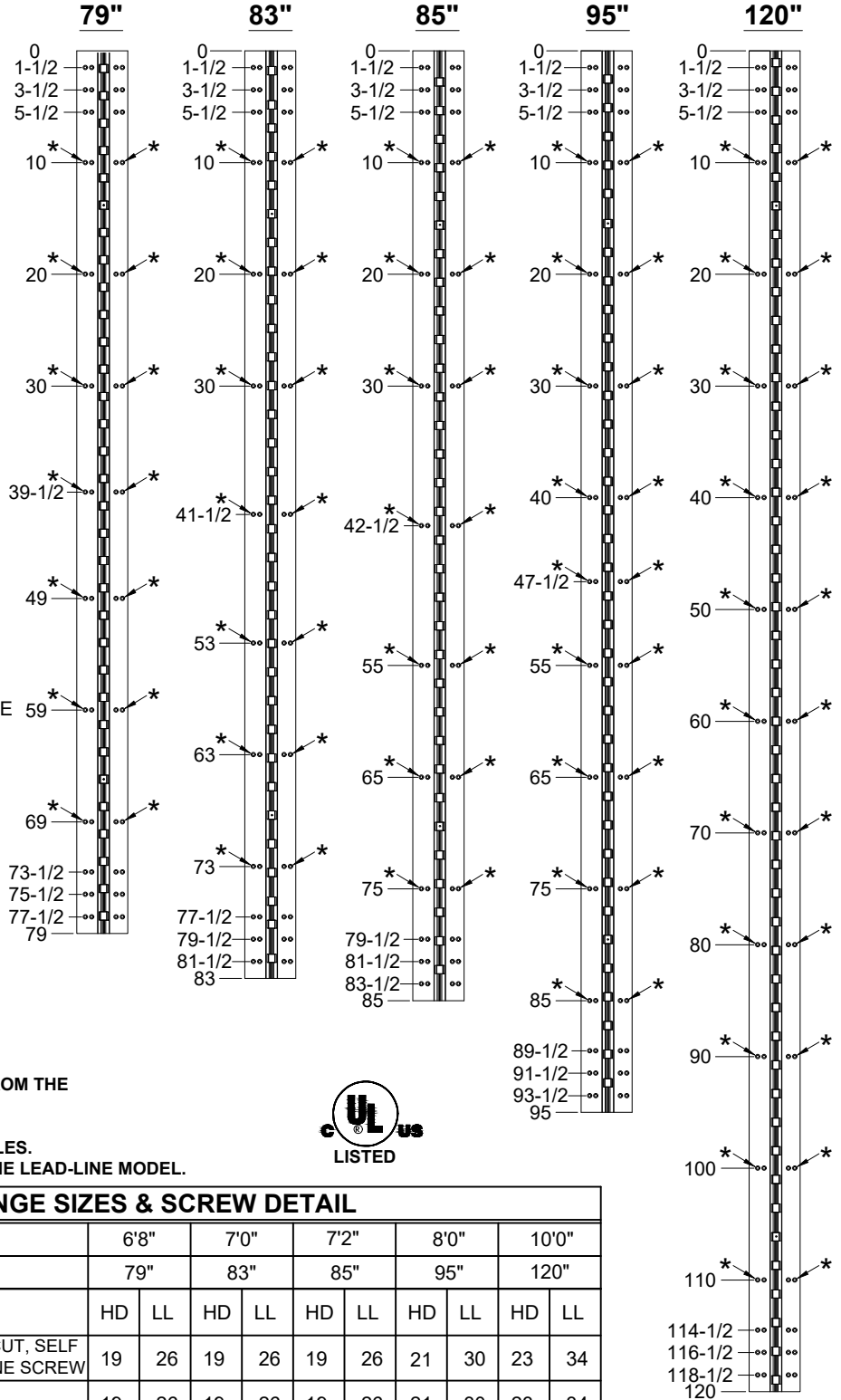


**90° OPENING**

**180° OPENING**

**NOTES:**

1. HINGES CUT TO CUSTOM LENGTH ARE CUT FROM THE BOTTOM. PLEASE SPECIFY HANDING.
2. ALL DIMENSIONS ARE IN INCHES.
3. ALL DIMENSIONS ARE TO CENTERLINE OF HOLES.
4. \* = DENOTES EXTRA MOUNTING HOLE FOR THE LEAD-LINE MODEL.



**STANDARD HINGE SIZES & SCREW DETAIL**

NOMINAL DOOR HEIGHT		6'8"		7'0"		7'2"		8'0"		10'0"	
ACTUAL HINGE LENGTH		79"		83"		85"		95"		120"	
		HD	LL	HD	LL	HD	LL	HD	LL	HD	LL
FRAME	12-24 x 3/4" PHILLIPS FLAT HEAD, UNDERCUT, SELF DRILLING, THREAD FORMING TEK MACHINE SCREW	19	26	19	26	19	26	21	30	23	34
DOOR	12-24 X 3/4" PH. F.H. UNDERCUT SELF DRILLING THREAD FORMING TEK SCREW	19	26	19	26	19	26	21	30	23	34

A111-ALUMINUM GEARED HINGE-03.DWG



www.abhmf.com  
 E-mail: abhinfo@abhmf.com  
 Architectural Builders Hardware Mfg., Inc.  
 1222 Ardmore Ave., Itasca, IL 60143  
 630.875.9900; FAX 800.9FAXABH (932.9224)

**A111**  
**ALUMINUM GEARED HINGE**

© 2019 ABH Mfg., Inc.  
 printed in USA

PAGE 1 OF 1  
 REVISED 08-21-20