

Parts

Fasteners

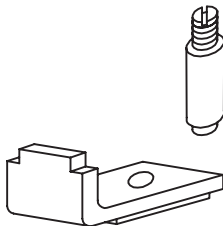
Standard screw packs for all models are offered:

- **1000-SCR x Finish** - 1000 & 1000SL Series
- **1000A-SCR x Finish** - 1000A & 1000SA Series
- **3500-SCR x Finish** - 3500 Series
- **4000-SCR x Finish** - 4000 Series
- **4400-SCR x Finish** - 3300A, 3400 & 4400 Series
- **7000-SCR x Finish** - 7000 Series
- **HD7000-SCR x Finish** - HD7000 Series
- **8000-SCR x Finish** - 8000 Series
- **HD8000-SCR x Finish** - HD8000 Series
- **9000-SCR x Finish** - 9000 & 9000A Series

Friction Conversion Kit

Allows you to change a stop function to a friction function in the field:

- **4000F-KIT** - 4000, 4400 & 3300A Series
- **9000F-KIT** - 1000, 1000A, 9000 & 9000A Series



Hold-Open Conversion Kit

Allows you to change a stop function to a hold-open function in the field:

- **1000HO-KIT** - 1000 & 1000A Series
- **4000HO-KIT** - 4000, 4400 & 3300A Series
- **9000HO-KIT** - 9000 & 9000A Series

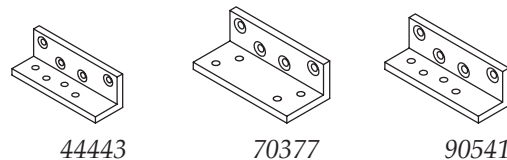


Angle Jamb Brackets

Available for surface mount models – converts standard installation to pull side mount or push side flush mount mounting (see page B-3 for details).

Specify finish when ordering.

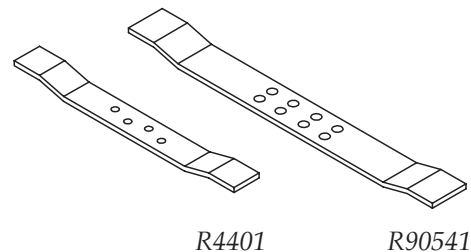
- **44443** - 3300A & 4400 Series
- **70377** - 7000 Series
- **90541** - 8000, 9000 & 9000A Series



Frame Reinforcement Bracket

1/8" thick hollow metal frame reinforcements pre-drilled and tapped for ABH concealed jamb brackets:

- **R4401** - 4000 Series
- **R90541** - 1000 & 1000SL Series



Jamb Bracket Fillers and/or Shims

Can be used as a shim to drop down an overhead holder for possible installation conflicts or as jamb bracket filler plate to fill in old concealed preps in frame heads. **Specify finish when ordering.**

- **4000JF** - 4000, 4400 & 3300A Series (3/16" thick)
- **9000JF** - 1000, 1000A, 8000, 9000 & 9000A Series (1/4" thick)

