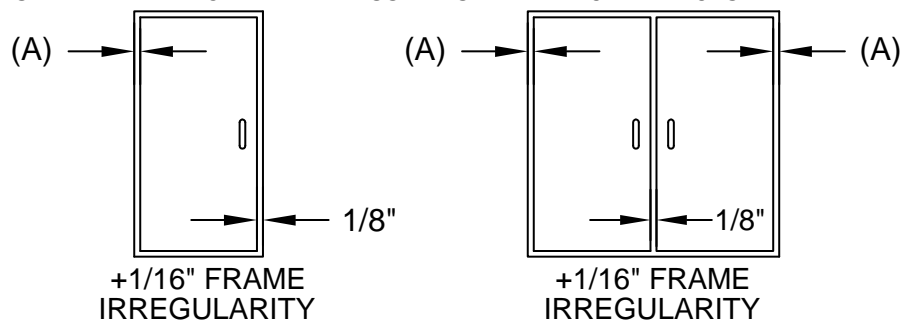


# STAINLESS STEEL HINGE & EDGE GUARD CLEARANCE CHART


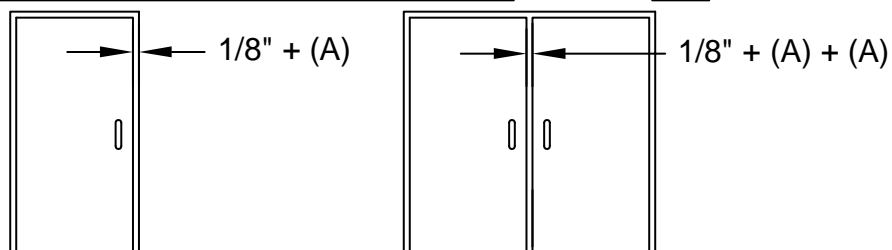
HINGE CLEARANCE CHART			
MODEL	CLEARANCE (A)	TOTAL UNDER-SIZING FOR SINGLE DOOR	TOTAL UNDER-SIZING FOR PAIR OF DOORS
A500	1/4	7/16	11/16
*A502	1/8	5/16	7/16
*A503	1/8	5/16	7/16
*A504	1/8	5/16	7/16
A505	3/8	9/16	15/16
*A506	1/8	5/16	7/16
*A511	1/8	5/16	7/16
A515	1/4	7/16	11/16
A5500	5/16	1/2	13/16

MODELS WITH \* WILL WORK WITH INDUSTRY STANDARD CLEARANCES



EDGE GUARD CLEARANCE CHART			
MODEL	CLEARANCE (A)	TOTAL UNDER-SIZING FOR SINGLE DOOR	TOTAL UNDER-SIZING FOR PAIR OF DOORS
A528B or A528BM	1/16	3/16	1/4
A528S or A528SM	1/16	3/16	1/4
A538CB or A538CBM	1/16	3/16	1/4
A538CS or A538CSM	1/16	3/16	1/4
A548TB or A548TBM	1/16	----	1/4
A548TS or A548TSM	1/16	----	1/4

IN A STAND-ALONE APPLICATION, WHERE THE A548T IS USED ON A PAIR OF DOORS WHILE THE OPPOSITE DOOR CONTAINS NO EDGE GUARD, THE **TOTAL UNDER-SIZING FOR THE PAIR OF DOORS** WOULD BE **3/16"**



[www.abhmfg.com](http://www.abhmfg.com)

E-mail: [abhinfo@abhmfg.com](mailto:abhinfo@abhmfg.com)  
 Architectural Builders Hardware Mfg., Inc.  
 1222 Ardmore Ave., Itasca, IL 60143  
 630.875.9900; FAX 800.9FAXABH (932.9224)

© 2009 ABH Mfg., Inc.  
 printed in USA

STAINLESS STEEL HINGE  
 & EDGE GUARD  
 CLEARANCE CHART

REVISED 05-26-09

SS HINGE CLEARANCE CHART-02.DWG