
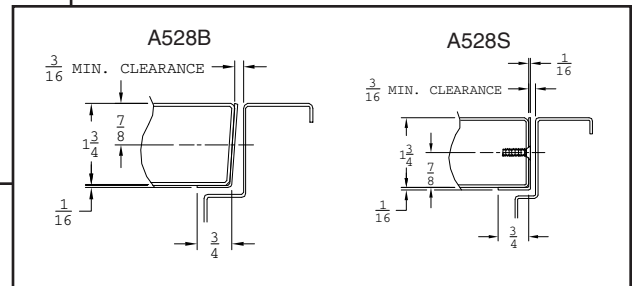


# A528 Edge Guard

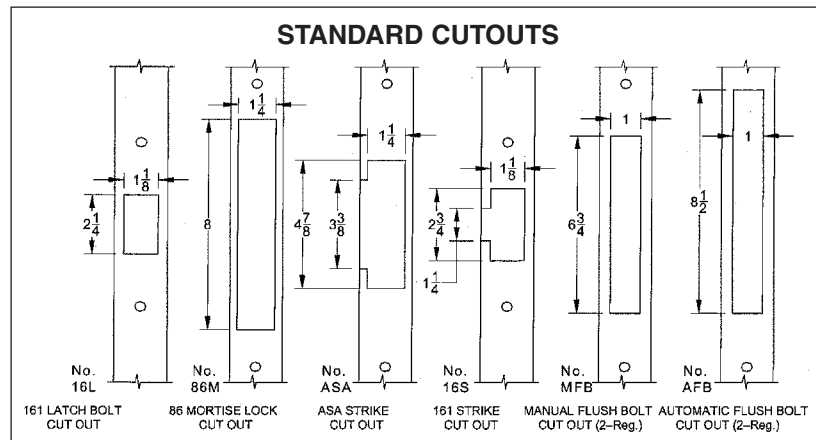


- 3/4" door edge lip, one side
- For bevel edge door (Suffix B) or square edge door (Suffix S)
- For 1-3/4" doors
- For high traffic, high abuse doors
- Material 16 Gauge, 304 Stainless steel
- US32D Satin Stainless Steel
- Standard Lengths 78-3/4", 83-1/8", 85", 96", 118-3/4"
- Special Lengths available
- Cut-outs available as required (Standard or Custom)
- Non-Handed (except w/cutouts)



## Standard Options

- Dutch Door- Suffix "DD"
- Security Screws (Pin-in-Torx)



## CROSS REFERENCE

ABH	Markar	Roton	Stanley	Ives
A528S	EG-C-308	182H	EG1	-
A528B	EG-C-308	182K	EG1B	-

\* Brand names are trademarks or registered trademarks of their respective companies. It is not assured nor suggested that any two products are exactly the same. The assessment of which products are most similar comes from information provided by trade sources.