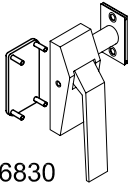
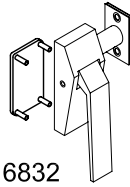


# 6830 LOW PROFILE PUSH/PULL WITH REVERSE LATCH

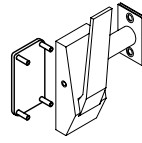
## MOUNTING POSITIONS FOR LEFT HANDED DOOR



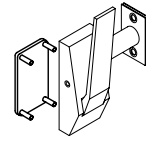
6830  
PUSH LEVER  
DOWN



6832  
PULL LEVER  
DOWN

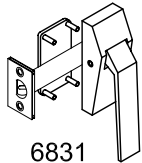


6834  
PUSH LEVER  
UP

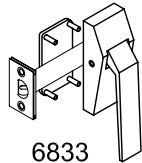


6836  
PULL LEVER  
UP

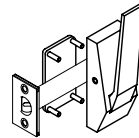
## MOUNTING POSITIONS FOR RIGHT HANDED DOOR



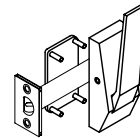
6831  
PUSH LEVER  
DOWN



6833  
PULL LEVER  
DOWN



6835  
PUSH LEVER  
UP



6837  
PULL LEVER  
UP

68 - - - -

SERIES \_\_\_\_\_

MOUNTING POSITION \_\_\_\_\_

- 30 = PUSH DOWN / EXIT ONLY PLATE, LEFT HANDED
- 31 = PUSH DOWN / EXIT ONLY PLATE, RIGHT HANDED
- 32 = PULL DOWN / EXIT ONLY PLATE, LEFT HANDED
- 33 = PULL DOWN / EXIT ONLY PLATE, RIGHT HANDED
- 34 = PUSH UP / EXIT ONLY PLATE, LEFT HANDED
- 35 = PUSH UP / EXIT ONLY PLATE, RIGHT HANDED
- 36 = PULL UP / EXIT ONLY PLATE, LEFT HANDED
- 37 = PULL UP / EXIT ONLY PLATE, RIGHT HANDED

BACKSET \_\_\_\_\_

- 2 = 2-3/4" (2.75)
- 3 = 3-3/4" (3.75)
- 5 = 5" (5.00)
- 7 = 7" (7.00)

STRIKE \_\_\_\_\_

- S = STANDARD 2-3/4" ANSI A115.3
- A = ASA 4-7/8"

OPTIONS \_\_\_\_\_

- P = ENGRAVING
- L = LEAD LINED

FINISH \_\_\_\_\_

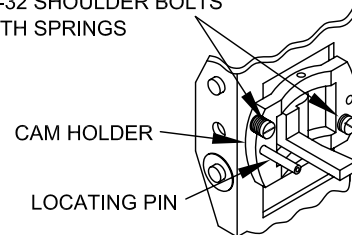
3 DIGITS- SEE ANSI/BHMA CODE

FINISHES	ANSI/BHMA	STANDARD
BRIGHT BRASS	605	US3
SATIN BRASS	606	US4
BRIGHT BRONZE	611	US9
SATIN BRONZE	612	US10
SATIN BRONZE, OXIDIZED & OIL RUBBED	613	US10B
CHROMIUM PLATING, BRIGHT	651	US26
CHROMIUM PLATING, SATIN	652	US26D
STAINLESS STEEL, BRIGHT	629	US32
STAINLESS STEEL, SATIN	630	US32D

### TO CHANGE HANDING DIRECTION OF PUSH OR PULL LEVER

1. REMOVE THE (2) 10-32 SHOULDER BOLT WITH SPRING THAT SECURE THE CAM HOLDER ASSEMBLY, NOTE THE DIRECTION OF THE LOCATING PIN BEFORE STARTING.
2. ROTATE THE CAM HOLDER ASSEMBLY 180°.
3. REINSTALL THE (2) 10-32 SHOULDER BOLT WITH SPRINGS.

10-32 SHOULDER BOLTS  
WITH SPRINGS



® www.abhmfg.com  
E-mail: abhinfo@abhmfg.com  
Architectural Builders Hardware Mfg., Inc.  
1222 Ardmore Ave., Itasca, IL 60143  
630.875.9900; FAX 800.9FAXABH (932.9224)

© 2006 ABH Mfg., Inc.  
printed in USA

6830 CATALOG FORM-00.DWG

6830

ISSUED 02-02-06