
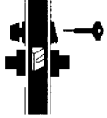






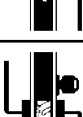




6600 SERIES FUNCTION

Cat. No.	Function	Description	ANSI No. & Grade
6610		Passage/Closet Latchset Latch bolt by handles at all times.	F01-1 F01 -2
6632		Privacy Lock* Latch bolt operated by handles from either side except when outside handle is locked by inside T-turn. Operating inside handle, closing door or operating outside emergency release unlocks outside handle. Emergency tool furnished with lock.	F22-1 F22-2
6637		Store Door Lock Latch bolt by handles. Dead bolt by key from either side.	F14-1 F14-2
6638		Entry/Restroom Lock Deadlocking latch bolt by handles except when outside handle is locked by key inside, then by key outside.	F09-1 F09-2
6641		Asylum Lock Deadlocking latch bolt by key from either side. Both handles rigid.	F30
6645		Hotel/Motel Lock* Deadlocking latch bolt by inside handle or key outside. Outside handle rigid. Dead bolt by turn inside or emergency key outside. Projecting dead bolt displays occupancy indicator and shuts out all keys except emergency. Activating inside handle retracts both bolts.	F15-1 F15-2
6653		Entry/Office Lock* Latch bolt by handles except when outside handle is made inoperative by buttons in face. Dead bolt by key outside and turn inside. Activating inside handle retracts both bolts. Deadlocking latch.	F10-1 F10-2 F12-1 F12-2 F20-1 F20-2
6654		Entry/Office Lock* Latch bolt by handles. Dead bolt by key outside or handle inside.	F21 -1 F21 -2
6656		Classroom Lock Deadlocking latch bolt by handles. Outside handle locked by key outside. inside handle always free.	F05-1 F05-2
6657		Dormitory Lock* Latch bolt by handles except when outside handle is locked by projecting dead bolt. Key outside retracts dead bolt and unlocks outside handle. Activating inside handle retracts both bolts.	F13-1 F13-2
6658		Storeroom/Exit Lock Deadlocking latch bolt by inside handle or key outside. Outside handle rigid.	F07-1 F07-2

* For sides with thumb turn or emergency key, handles must be mounted horizontally or J Series must be used.

www.abhmfg.com
E-mail: abhinfo@abhmfg.com
Architectural Builders Hardware Mfg., Inc.
 1222 Ardmore Ave., Itasca, IL 60143
630.875.9900; FAX 800.9FAXABH (932.9224)

© 2005 ABH Mfg., Inc.
 Printed in USA 02/05

